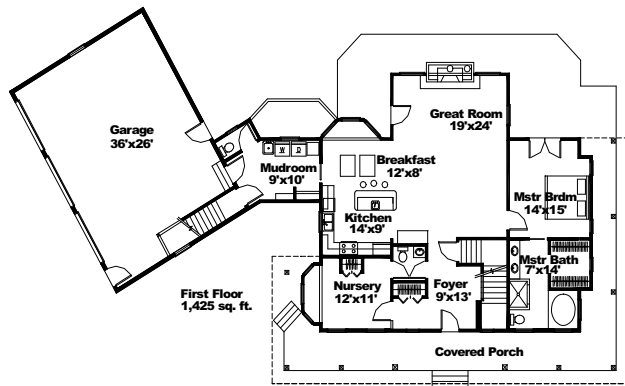


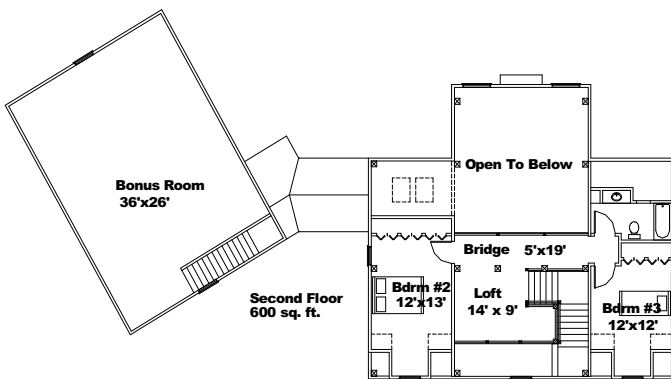


TIMBERCRAFT HOMES

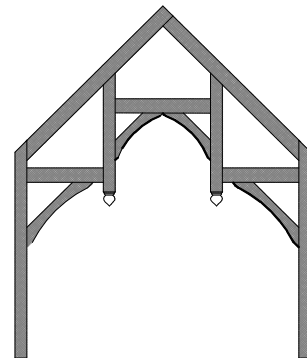


Clarkston Place Hybrid Design

What style! Wrap around timbered porch in the front, wrap around deck in the back, hammer beam entry, all before you enter the front door. Inside the plan features a formal foyer, first floor master, timbered great room, kitchen and nook, a library, and attached garage. The second floor features two additional bedrooms, a loft area, open connecting bridge and a huge bonus room over the garage. At 2,025 square feet of living space, this plan's elegance is outdone only by its efficient use of space.



www.Timbercraft.com
888.676.9870



Hammer Beam Bent